

# The Kyuhaku Guidebook

Enjoying my first visit to Kyushu National Museum



I am going to Kyushu National Museum.


Kyushu National Museum is also known as Kyuhaku for short.

I can read this guide to have a fun and enjoyable first time at Kyuhaku.

# Coming from Dazaifu Tenmangu Shrine



Tunnel entrance



Inside the tunnel

To get to Kyuhaku from Dazaifu Tenmangu Shrine, I will walk through a long tunnel.

It is dark in the tunnel, but the colorful lights show me where to go. It feels like I am time traveling.

After I leave the tunnel, I can see a big building. The building is Kyushu National Museum, Kyuhaku.

# Coming from the Kyuhaku parking lot



To get to the museum from the parking lot, I can walk to the museum entrance.

The big building with glass walls is Kyushu National Museum, Kyuhaku.

I can see the forest in the glass. How pretty!

# Storing my umbrella



If I have an umbrella, I will store it in the umbrella stand before entering the museum. This is because the sharp umbrella tip, or water on the umbrella, may damage the objects in the museum.

I will take the key with me after storing my umbrella. I will be careful not to lose the key.

## Keeping food and drinks in my bag



Bugs love food and drinks. These bugs also love to munch on the precious objects in the museum.

To keep the bugs away, I will put my food and drinks in my bag.

# Entering Kyuhaku




When I enter the museum, staff will greet me at the entrance.

Inside, the building is very wide and spacious. The ceiling is also very tall.

There are times when the hall may be crowded. I will stay close to the person I am with.

# Going to the toilet



Toilet near Ajippa, Floor 1 (with care bed)



Toilet near Information Counter, Floor 1 (ostomate-friendly)

When I want to use the toilet, I can go to a toilet near me.

There are toilets on all floors of the museum. Floor 1 has a lot of toilets.

There are wide toilets (accessible toilets) with care beds and ostomate-friendly amenities.

# Storing my bags and coat



Coin locker



Bag storage counter (cloakroom)

If my bags or coat are heavy, I can store them in the museum's coin lockers or bag storage counter (cloakroom).

I will need a ¥100 coin to lock my items in the coin locker with a key.

I can also go to the bag storage counter (cloakroom). I will receive a number tag when I pass my items to the staff at the counter.

I will be careful not to lose my locker key or number tag.

# I can ask the staff for help



Museum staff



Volunteer staff



Security staff

Many different staff members work in Kyuhaku. I can spot them by their attire.

Museum staff wear blue nametags. I may see them around the reception areas and in the exhibition rooms.

Volunteer staff wear yellow nametags. I may see them guide visitors around the museum.

Security staff are easy to spot with their blue caps.

If I am confused or need help, I can ask the staff for help. The staff at the museum will be happy to help me!

# Having fun at Ajippa



Ajippa



Playing an Indonesian game



Playing with a Korean bowl and chopstick set

Ajippa's name comes from the Japanese words *ajia* ("Asia") and *harappa* ("field"). It refers to the vast plains of Asia.

I can play with the toys and household items from many different countries here. These include spinning tops, traditional games, puzzles, and many more!

I will take off my shoes at the entrance before entering Ajippa.

I can enter Ajippa for free.



Making a paper hat



Wearing clothes from another country



Ring a bamboo instrument

I can play with coloring pages and craft projects at Ajippa. If I ask the staff, they will tell me about the fun things I can try at Ajippa.

I can play with the bamboo and metal instruments. They make all kinds of sounds and music!

If someone else is already playing with an instrument, I will wait for them to finish before I take my turn.

After I have finished playing with a toy or instrument, I will put it back in its place.

# Buying a ticket to view exhibitions



An “exhibition” is a collection of objects and artifacts I can see at a museum.

I can buy a ticket to view the exhibitions at Kyuhaku.

Sometimes, people may be in line to buy tickets. If that happens, I will join the line and wait for my turn.

Some visitors may not need tickets to view the exhibitions. If I am unsure, I can ask the staff at the museum to check if I need a ticket.


# Going up to view the exhibitions



Escalator



Elevator



Stairs

There are 3 ways to go up the museum.  
There is a long escalator, a transparent elevator, and the stairs.

The Special Exhibition is on Floor 3.  
There are many exhibitions on all kinds of themes.  
These exhibitions are only held for a short time each year.

The Cultural Exchange Exhibition Hall is on Floor 4, the top floor of the museum.  
I am going there today!

# Entering the Cultural Exchange Exhibition Hall



I can see many objects that people used a long time ago. The oldest objects in the Exhibition Hall are from when people used to hunt and farm, about 35,000 years ago. The newer objects are from about 200 years ago, during the Edo period in Japan.

Students below 18 years of age can enter the Exhibition Hall for free. At the entrance, I will show the museum staff something that helps them understand how old I am.

It is dark in the Exhibition Hall. This is to protect objects that are sensitive to light.

# Museum Rules



I will walk in the Exhibition Hall. I will not run.  
This is because I may bump into other visitors or the items on display if I run around. If that happens, I may be injured.




I will not touch the objects on display.  
The displays can break or become dirty. It is important to keep these items in good condition so everyone can enjoy them!



I will use a wooden pencil when taking notes.  
If I use a pen or mechanical pencil, the ink and lead of these stationary may damage the items on display.



I can take pictures of the objects.  
I will not take photographs of objects with the  mark.  
I will not use flash when taking photographs.



I will not take videos in the Exhibition Hall.

# Viewing the exhibitions



Model of the envoys' ships used for missions to China



Haniwa horse that decorated the tombs of kings



Beautiful porcelain jars that were popular in Europe

The Exhibition Hall is very wide.  
After I enter the hall, I can start from the displays to my right and learn about Japan's history, starting from ancient times.

There are tools used by people long ago, items found in tombs, and objects gotten from cultural exchange with other countries.

I can talk to the person I am with about my favorite items, and we can tell each other what we like about them!

# Touching and smelling things



This is Room H. I can step into this room to see what the envoys to China brought with them. It feels like I am on a ship.

During China's Tang dynasty, these boats would carry items from Japan to China, and bring other items back to Japan from China. These items are on display here. Don't they look just like the real thing?

I can touch and smell the incense and spices on display here.

## Taking a break when tired



Rest area on Floor 4 within the Exhibition Hall

There are many chairs inside Kyuhaku.  
I can sit down on the chairs and rest when I am tired.

There is a rest area within the Exhibition Hall on Floor 4.  
From the rest area, I can view the scenery outside.

# Visiting the Calm Corner when I am feeling overwhelmed



Entrance/ Exit



Moon Room



Flower Room



Snow Room (left), waiting space (right)



Noise-cancelling earmuffs, sensory items and toys

I may have many different emotions at the museum. If I am feeling stressed, overwhelmed, or about to panic, I can rest and calm down at the Calm Corner. The Calm Corner is located on Floor 1.

There are a few rooms in the Calm Corner. I can enter a room if the door is open.

When I enter a room, I will close the door to let others know that I am using it. When I exit the room, I will leave the door open so others know that they can come in.

Inside the rooms, I can adjust the brightness of the lights. I can also borrow noise-cancelling earmuffs.

# When I am thirsty



Water dispensers on Floors 1 and 3



Water dispenser on Floor 4

I can drink water at the water dispenser.  
There are water dispensers on every floor.

There are cups near the water dispensers on Floor 1 and Floor 3. I can throw the cups in the dustbin after finishing my drink.

There are chairs near the water dispensers. If I have a water bottle or plastic bottle with me, I can sit on these chairs and have a drink.

## Other facilities in the museum



Special Exhibition Hall



Museum Shop



Café

The museum also has exhibitions that are only around for a short time. These are known as Special Exhibitions.

If I want to buy a souvenir, I can visit the museum shop.

If I am hungry, I can have a meal or have some tea at the restaurant and café. Sometimes, these places may be crowded.

# Going home after my fun day



Entrance and Exit

If I stored my belongings at the museum, I will collect them from the coin locker and cloakroom before I leave. If I used the coin locker, I will not forget to take my ¥100 coin.

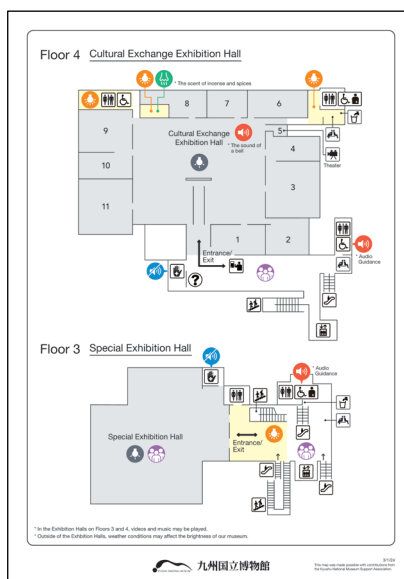
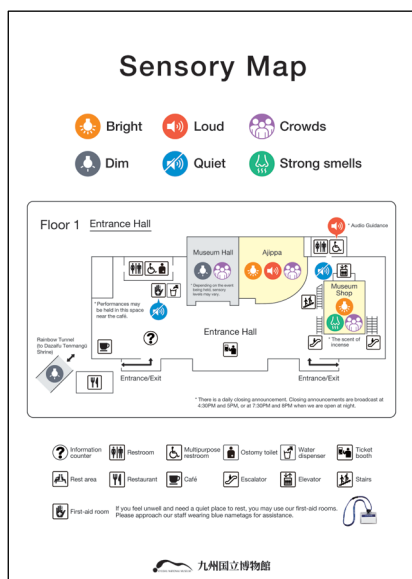
I can leave the museum from the exit.

I will not leave behind my umbrella either.

I am looking forward to visiting Kyuhaku again!

# Sensory Map

This Sensory Map has sensory information about the museum, such as which spaces may be dark or loud. I can plan a more comfortable trip by using the Sensory Map along with this guidebook.



Sensory Map

## If I have any questions...

If I have any questions, I can always ask the staff at Kyushu National Museum.

### Kyushu National Museum

#### Address

4-7-2 Ishizaka, Dazaifu City, Fukuoka Prefecture, Japan  
818-0118

Telephone Number (Hello Dial, only available in Japanese)  
050-5542-8600

Webpage <http://www.kyuhaku.jp/en>



Webpage



Kyushu National Museum The Kyuhaku Guidebook

**Planning and editing:** Kyushu National Museum Planning Division, Educational Outreach

**Publication:** Kyushu National Museum

**Support:** Fukuoka City Developmental Disabilities Support Center (Yu Yu Center)

**Date of Publication:** 20 June 2024

**Second Edition:** 23 May 2025

This Guidebook was made possible with contributions from the Kyushu National Museum Support Association.